



Range of workstation desks

Balma MULTIBASE

design: BALMA DESIGN TEAM

Balma MULTIBASE is a system of office desks characterised by their simple and functional structure.

The universality of the system's structure makes it possible to freely assemble particular elements and also to re-arrange and extend them any way you wish to create free-standing single workstations, double workstations and bench workstations. The great advantage of the system is its easy and simple way of assembly, which allows to exchange legs without having to change desktops. The desks are equipped with a functional and secure mechanism of moving the desktops, which allows to easily reach a cable duct mounted at the front of the desk or, in case of double workstations, a shared cable duct right in the middle. Various kinds of legs like straight legs, sled legs, A-shaped legs and, finally, unique legs which are triangular in section make this furniture universal and highly attractive. The system of P5 desks derives from our well-known and popular solutions.

Features and characteristics:

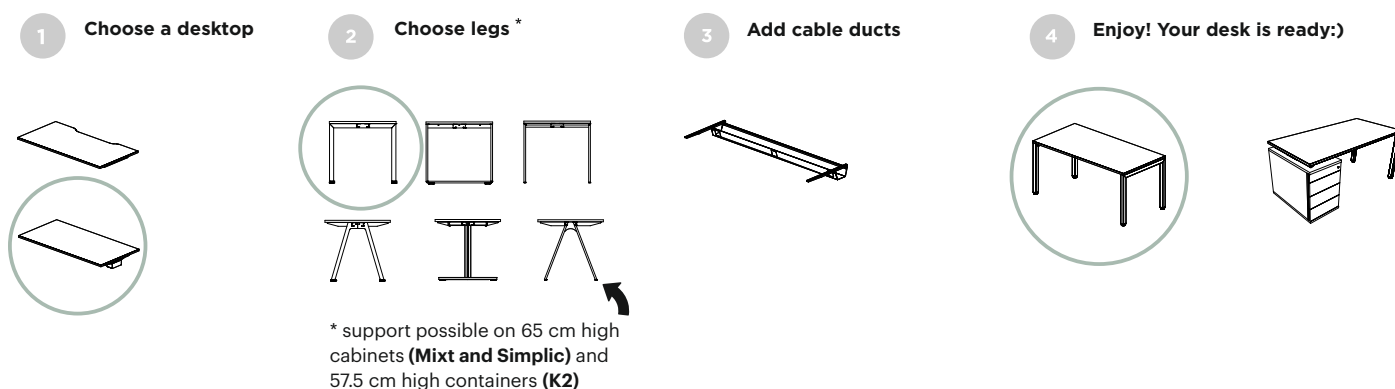
- economical solutions for the office or home
- easy and quick assembly
- unlimited possibilities of building jobs
- single and double desks, supported on
- cabinets, benches
- table tops available in many widths
- desks equipped with a sliding table top mechanism
- a choice of simple tops or tops with a convenient "scallop" cut
- convenient cable channels for single and double desks
- many kinds of legs to choose from
- tops available in full colors according to the Balma pattern book
- colors of the frame in full colors according to the Balma pattern book



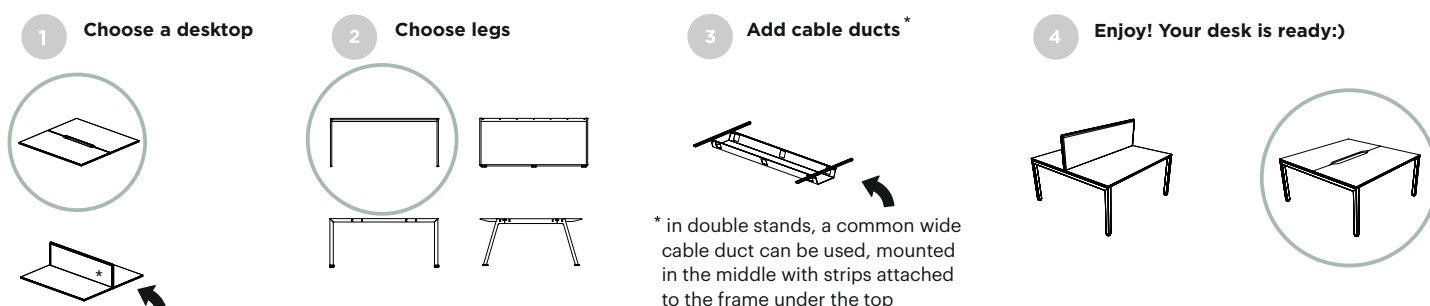
Create your desk in 4 steps!

single free-standing desks

single free-standing supported on a pedestals



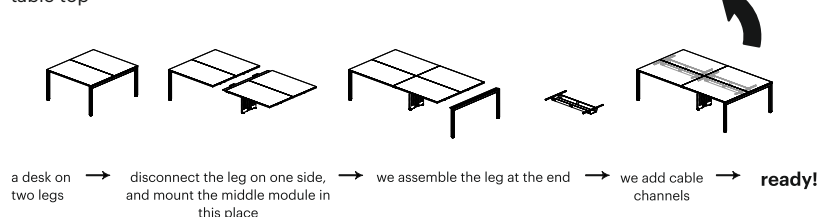
double desk and benche



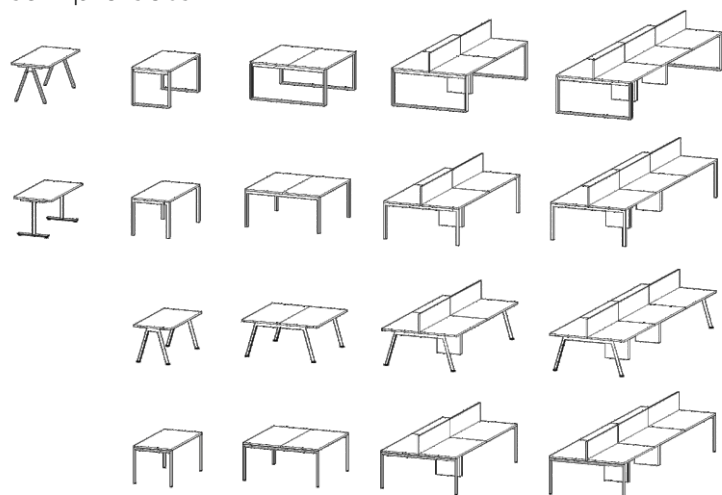
* adapted countertops for **Etum** walls
 * in double desks it is possible to install inter-desk walls. In such a situation, the desk tops are shallower, and there is a gap between the tops, while the outline of the entire desk remains unchanged, in relation to desks not adapted to wall mounting

scheme of expansion of double bench type stands

double desks can be easily extended with a universal central module. For this purpose, the middle module is mounted in the place of the extreme leg, and the leg at the end of the table top



sample sets



dimensions of the countertops

single desks

- width: 180, 160, 140, 120 (cm)
- depth: 80 (cm)

double desks

- width: 160, 140, 120 (cm)
- depth: 160 (cm)